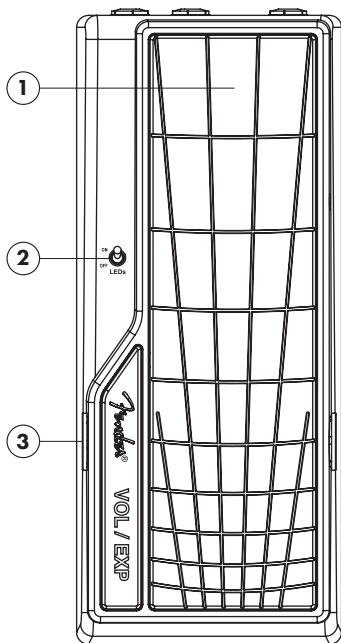


Fender[®]

TREAD-LIGHT™ VOL/EXP PEDAL



1. Pedal

2. LED On/Off Switch

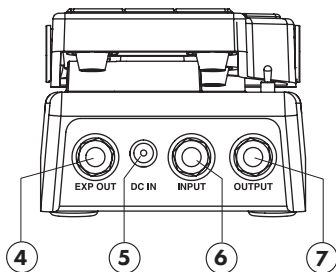
3. Pedal Tension Adjustment

**4. EXP Out Jack
(requires TRS cable)**

5. DC Power Connector

6. Input Jack

7. Output Jack



**8. Battery Compartment
(not shown)**



TREAD-LIGHT™ VOL/EXP PEDAL

Thanks for purchasing the Tread-Light Volume/Expression Pedal, a versatile dual-purpose pedal with smoothly uniform volume control and outstanding functionality with a wealth of expression-compatible instruments and devices. It features a rugged enclosure design with stylishly old-school wood trim, easily adjustable pedal-motion feel, a long-life potentiometer with a rugged rack-and-pinion mechanism, and switchable LED illumination for better onstage visibility.

DESIGNED IN CALIFORNIA, U.S.A.

Pedal

Pedal rocker motion can be loosened or tightened using Pedal Tension Adjustment mechanism (below).

LED On/Off Switch

On/off toggle control for two blue LEDs beneath the pedal that provide backlight illumination.

Pedal Tension Adjustment

Loosens or tightens rocker movement of pedal (see next page). To avoid damage to pedal assembly, do not over-tighten.

EXP Out Jack

1/4" expression output for use with expression-compatible amps, effects and other instruments/devices. NOTE: This jack requires a TRS cable (instead of an instrument cable).

DC Power Connector

Standard center-negative 9VDC jack for use with appropriate power supplies.

Input Jack

1/4" input for electric guitar, bass, acoustic guitars with pickup systems, keyboards and other instruments.


Output Jack

1/4" output jack connects to amp or next pedal in signal chain.

Battery Compartment

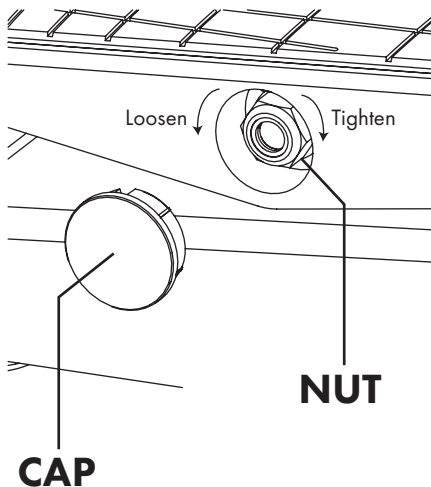
Battery power is for backlight LEDs only; pedal functionality is not dependent on battery power. Battery compartment cover on underside of pedal snaps open and shut easily; compartment houses single 9-volt battery that lifts out easily for replacement (see next page).

Battery Compartment



Battery compartment cover on underside of pedal snaps open and shut easily; compartment houses single 9-volt battery that lifts out easily for replacement.

Pedal Tension Adjustment



To loosen or tighten rocker movement of pedal, pry cap from right side of pedal with a small flat-head screwdriver; use 10mm socket wrench to adjust nut to pedal motion preference. To avoid damage to pedal assembly, do not over-tighten.

A PRODUCT OF
FENDER MUSICAL INSTRUMENTS CORPORATION
CORONA, CALIFORNIA, U.S.A.

Fender® is a registered trademark of FMIC.
Copyright © 2020 FMIC. All rights reserved.

PN 7720280000 REV. C

IMPORTANT SAFETY INSTRUCTIONS

- **WARNING:** To prevent damage, fire or shock hazard, do not expose the unit or its AC power to rain or moisture.
- Do not alter the AC plug of the connected power adapter
- Do not drip or splash liquids on the unit.
- No user serviceable parts inside, refer servicing to qualified personnel only.
- **WARNING:** The unit must only be connected to a safety agency certified, regulated, power source (adapter), approved for use and compliant with applicable local and national regulatory safety requirements.
- Unplug AC power adapter before cleaning unit exterior. Use only a damp cloth for cleaning; wait until the unit is completely dry before reconnecting to power.
- Amplifiers and loudspeaker systems, and ear/headphones (if equipped) are capable of producing very high sound pressure levels, which may cause temporary or permanent hearing damage. Use care when setting and adjusting volume levels during use.

ADDITIONAL LANGUAGES


Manual available in additional languages at
www.fender.com/support

SPECIFICATIONS

IMPEDANCES POWER SUPPLY

POWER REQUIREMENTS POTENTIOMETER

DIMENSIONS WEIGHT

INPUT: 250kΩ
9V battery or 9VDC regulated adapter,
5.5 x 2.1 mm barrel connector, center negative
20mA @ 9VDC 
Volume: 250kΩ reliable high cycle life
Expression: 100kΩ reliable high cycle life
8.25" x 3.45" x 2.68" (210mm x 88mm x 68mm)
1.65 lbs. (.75kg)



Product specifications subject to change without notice





© FENDER MUSICAL INSTRUMENTS 2020

产品中有害物质的名称及含量

部件名称	有害物质					
	铅 (Pb)	汞 (Hg)	镉 (Cd)	六价铬 (Cr(VI))	多溴联苯 (PBB)	多溴二苯醚 (PBDE)
箱体	O	O	O	O	O	O
喇叭单元*	O	O	O	O	O	O
电子部分	X	O	X	O	O	O
接线端子	X	O	O	O	O	O
电线	X	O	O	O	O	O
附件	O	O	O	O	O	O
本表格依据 SJ/T 11364 的规定编制。 O: 表示该有毒有害物质在该部件所有均质材料中的含量均在 GB/T 26572 规定的限量要求以下。 X: 表示该有毒有害物质至少在该部件的某一均质材料中的含量超出 GB/T 26572 规定的限量要求。 注: 含有有害物质的部件由于全球技术发展水平限制而无法实现有害物质的替代。						

*产品含有喇叭单元时有效。